

Features & Specifications



LT-32WX50




TS-C326S1
Swivelling Tabletop Stand

Full HD 1080p Thin LCD Monitor with sRGB/Adobe RGB/x.v.Colour reproduction, new DynaPix HD Engine, 100Hz/120Hz Clear Motion Drive III, HDMI (x2)/PC/USB 2.0 Input, and SD Card Slot.

■ Array of input terminals

- 1 D-sub, AUDIO, RS-232C
- 2 HDMI
- 3 HDMI
- 4 VESA compliant mount
- 5 SD card slot, USB-type slot
- 6 DC powersource
- 7 Speaker



■ Terminals

Composite	PAL/50, PAL/60, SECAM, NTSC3.58, NTSC4.43, PAL M, PAL N
Component	480/60i, 576/50i, 480/60p, 576/50p, 720/60p, 720/50p, 1080/60i, 1080/50i, 1080/60p, 1080/50p, 1080/30p, 1080/24p
D-sub 15-pin	640 x 400 56.42Hz, VGA 60, VGA 72, VGA 75, WVGA 60, SVGA 60, SVGA 75, XGA 60, XGA 70, XGA 75, WXGA (1280 x 768), WXGA (1360 x 768), WXGA 60 (1366 x 768), SXGA 60 (1280 x 1024), SXGA+ 60 (1400 x 1050), 1280 x 720, 1920 x 1080
HDMI	VGA 60, 480/60p, 720/60p, 1080/60i, 1080/60i, 480/60i, 1080/60p, 576/50p, 720/50p, 1080/50i, 576/50i, 1080/50p, 1080/24p, 1080/25p, 1080/30p

■ Optional Accessories

Colour Bezels

TS-C32BZ1W (White)
EAN CODE: 4975769381720

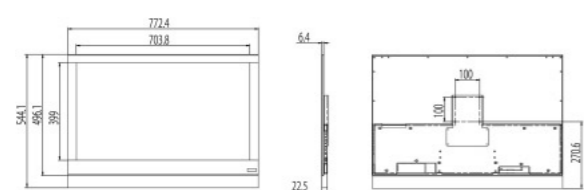
TS-C32BZ1B (Black)
EAN CODE: 4975769381737



TS-C32BZ1S (Silver)
EAN CODE: 4975769382666

TS-C32BZ1R (Red)
EAN CODE: 4975769382659

■ External dimensions



E. & O.E. Design and specifications subject to change without notice.

All TV screen pictures are simulated.

Adobe, and the Adobe logo are either registered trademarks or trademarks of Adobe Systems Incorporated in the United States and/or other countries.

x.v.Colour and x.v.Colour logo are registered trademarks or trademarks of Sony Corporation. HDMI, the HDMI logo and High-Definition Multimedia Interface are trademarks or registered trademarks of HDMI Licensing LLC.

All other brand or product names may be trademarks and/or registered trademarks of their respective owners. Any rights not expressly granted herein are reserved.

Copyright © 2010, Victor Company of Japan, Limited (JVC). All Rights Reserved.

DISTRIBUTED BY

www.jvc.eu

JVC®

The Perfect Experience

LT-32WX50
Full HD 1080p Thin LCD Monitor
with 100/120Hz Clear Motion Drive III

Full HD
1920x1080



XIVIEW floats in the air

XIVIEW

[saiɱju:]

Printed in Japan
CCN-3660-09

"JVC" is the trademark or registered trademark of Victor Company of Japan, Limited.

XIVIEW floats in the air



Light and thin design

Only 6.4mm* thick and weighing a mere 5.7kg, the LT-32WX50 delivers top performance while enhancing installation possibilities.
 *At the panel's thinnest point; the slimmest depth at the LCD panel front of to the rear cabinet surface.

Thin LED edge-lighting system

JVC's original LED edge-lighting system ensures uniform levels of brightness and light efficiency, as well as superb rigidity even with the monitor's super-thin and lightweight form.

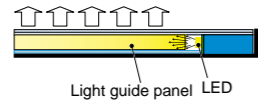
Green design

To minimise impact on the environment. The LT-32WX50 uses no mercury and fewer material resources during its manufacturing stage.



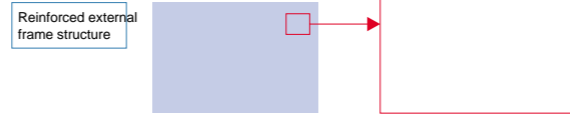
Within the thin LED edge-lighting system

The thin, lightweight guide-panel type edge-lighting system features a compact and long-lasting LED design. JVC's original LED placement and coupling structure realise a super-thin form and a brightness level of 400cd/m



Outer frame of the thin LED edge-lighting system

The unique outer frame design provides reassuring rigidity even with its super-thin and lightweight form as the mono-frame structure integrates the LCD module and external components into a single unit. The external frame is also reinforced to maintain rigidity and has a heat-dissipation structure.



Viewing both video and still images

In addition to an HD panel with a wider colour gamut, the LT-32WX50 is equipped with a newly developed picture engine that ensures smooth, natural yet vivid image reproduction for both videos and stills.

New DynaPix HD Picture Engine

Real Bit Drive with 12-bit (x RGB = 36-bit) processing for video with smoother gradation.

Intelligent Colour Management

The picture engine analyses colour distribution in each frame to perform precise processing, emulating the way people naturally increase visual sensitivity for colours in an object that captures their attention, creating images with more realistic colours.

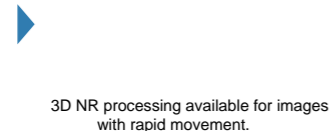
High-speed Intelligent Gamma Adjustment

Thanks to the enhancement of CPU performance, the fine-tuning of contrast in light and dark areas of a scene is now significantly improved. Images once difficult to recreate can now be seen clearly with full contrast and ample presence.




Intelligent Clear NR

Detects picture noise in real-time, reducing it without motion blur.



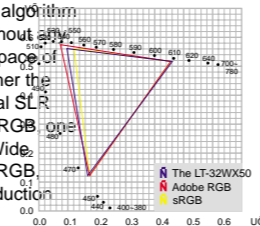
100Hz/120Hz Clear Motion Drive

The high-speed driver reduces typical motion blur in LCD monitors by utilising a 3D noise reduction system to eliminate noise while maintaining the realism and sharpness of the original picture (50Hz/60Hz).



Compatible with wider colour spaces including Adobe RGB

The new DynaPix HD picture engine's algorithm reproduces colours from all sources without any gap in colour phase even if the colour space of the panel and input signal differs. Whether the source is high-definition video or a digital SLR photograph taken with sRGB or Adobe RGB of five colour spaces can be selected: Wide (monitor), Normal (HDTV), x.v.Colour, sRGB and Adobe RGB to realise colour reproduction faithful to the source.



A variety of preset modes

In addition to Theatre mode for viewing movie content and Photo Pro mode for faithful reproduction of D-SLR photographs, a total of 10 preset modes are available for use in various applications to make the LT-32WX50 ideal for diverse requirements.

Photo Pro

For accurate reproduction of both sRGB and Adobe RGB photographs.

Application Ideas

With its super-thin and lightweight design, the LT-32WX50 enables users to come up with many application possibilities that will complement any interior.



Just like furniture

The monitor can easily become a part of a shelving system or be integrated into the living room or bedroom just like a piece of modular furniture.

Tabletop stand

The optional swivelling tabletop stand is designed to facilitate positioning almost flush with a wall.

Hang on wires

Installation using a wire-shelving system is also possible thanks to the monitor's lightweight design.

Coloured bezels

Optional bezels in four different colours of white, silver, black and red are available to enhance aesthetics.

Floor-to-ceiling pole

To create a stylish presentation in the living room, use a commercially available floor-to-ceiling pole to mount the monitor.

Mounted on a wall

JVC is promoting wall-mount installation using original bezels. Wall-mount installation with do-it-yourself (DIY) fixtures is also possible as the monitor only weighs 5.7kg.

Mirror TV

Incorporate the monitor into a mirror and it looks like an ordinary mirror with the power turned off but when it's turned on, images magically appear on the screen.

Installation proposals on this page are conceptual ideas. Please consult with a professional installer when actually installing the monitor.